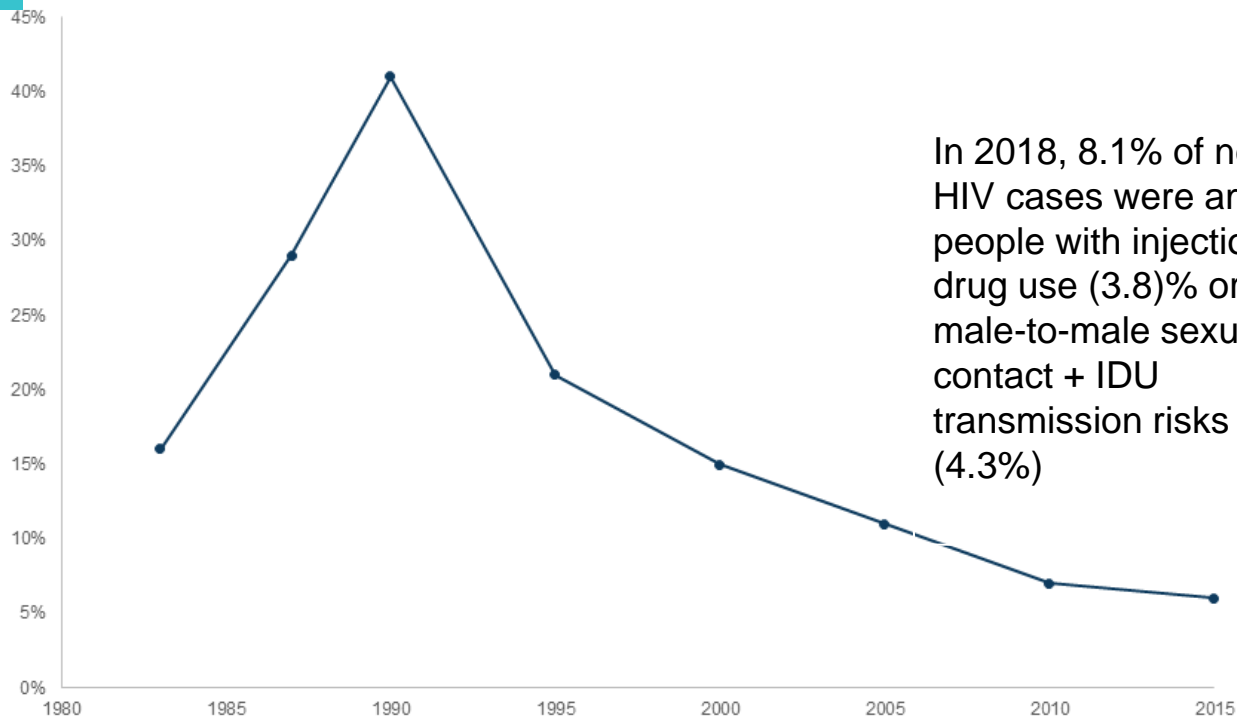


HIV, HCV and Overdose in California: A Data Snapshot



Alessandra Ross, MPH
Chief, Harm Reduction Unit
California Department of Public Health, Office of AIDS

Share of HIV Infections Attributed to Injection Drug Use Overtime, 1980-2015



In 2018, 8.1% of new HIV cases were among people with injection drug use (3.8)% or male-to-male sexual contact + IDU transmission risks (4.3%)

Source: Data through 2006 - CDC data request; Data from 2008-2015 - CDC Atlas.

Note: Methodologies used to obtain data from the two different sources may differ and may not directly compare.

Syringe Services Programs (SSPs)

Keys to success:

- ▶ Provide sterile injection equipment
- ▶ Work with people while they are continuing to use drugs, with love & respect



Photo Credit: HEPPAC

New Programs Respond to the Overdose Crisis

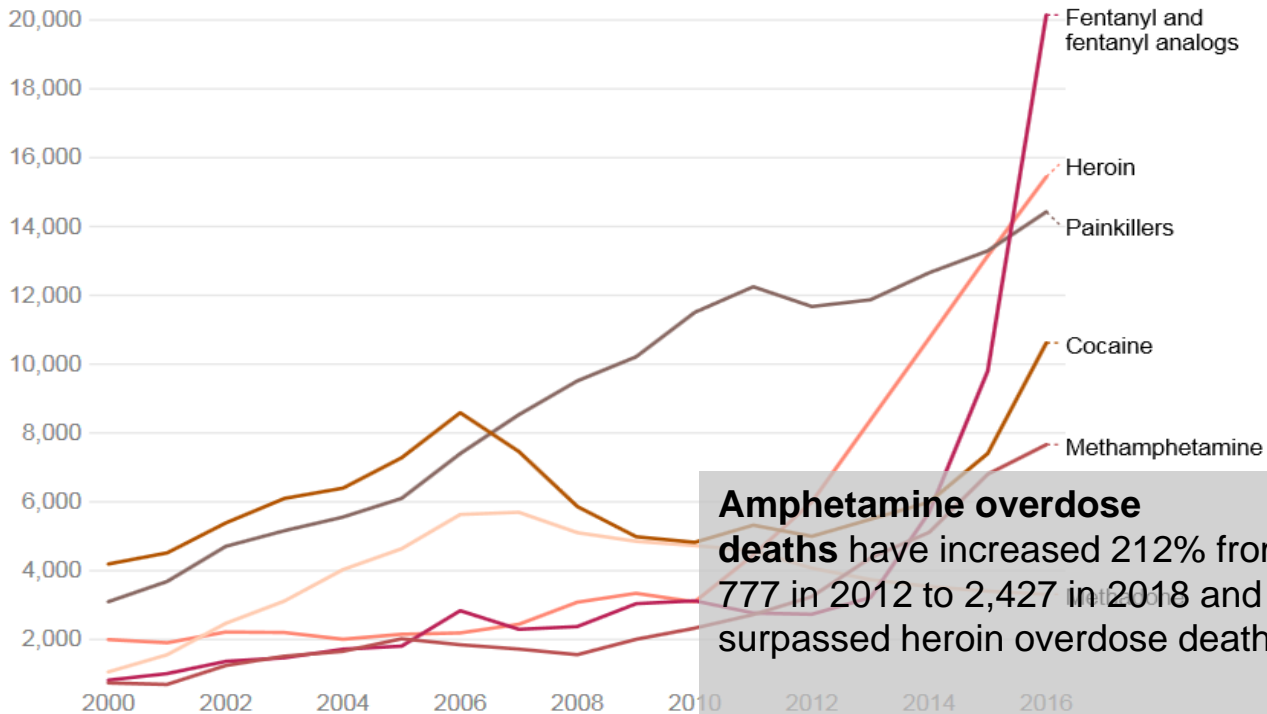
2002



2020



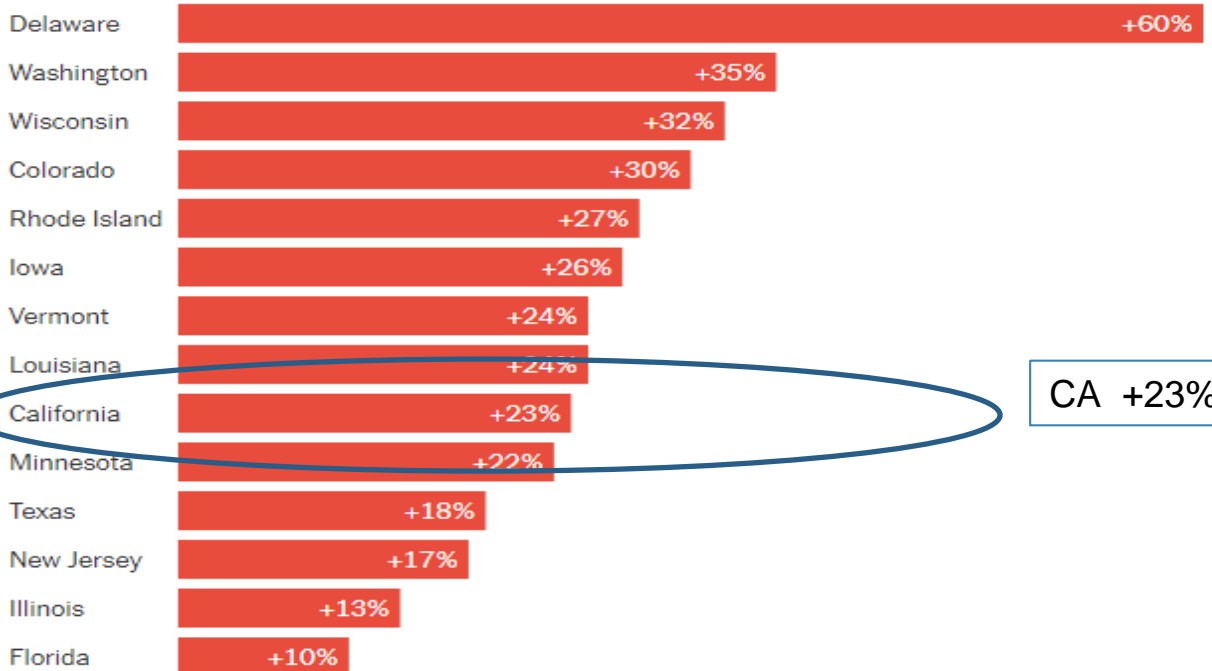
Massive Increase in Opiate Overdose Deaths



Amphetamine overdose deaths have increased 212% from 777 in 2012 to 2,427 in 2018 and surpassed heroin overdose deaths.

Drug-related deaths have risen in 2020 in states across the country.

Increase in drug-related deaths from 2019 through the first portion of 2020.

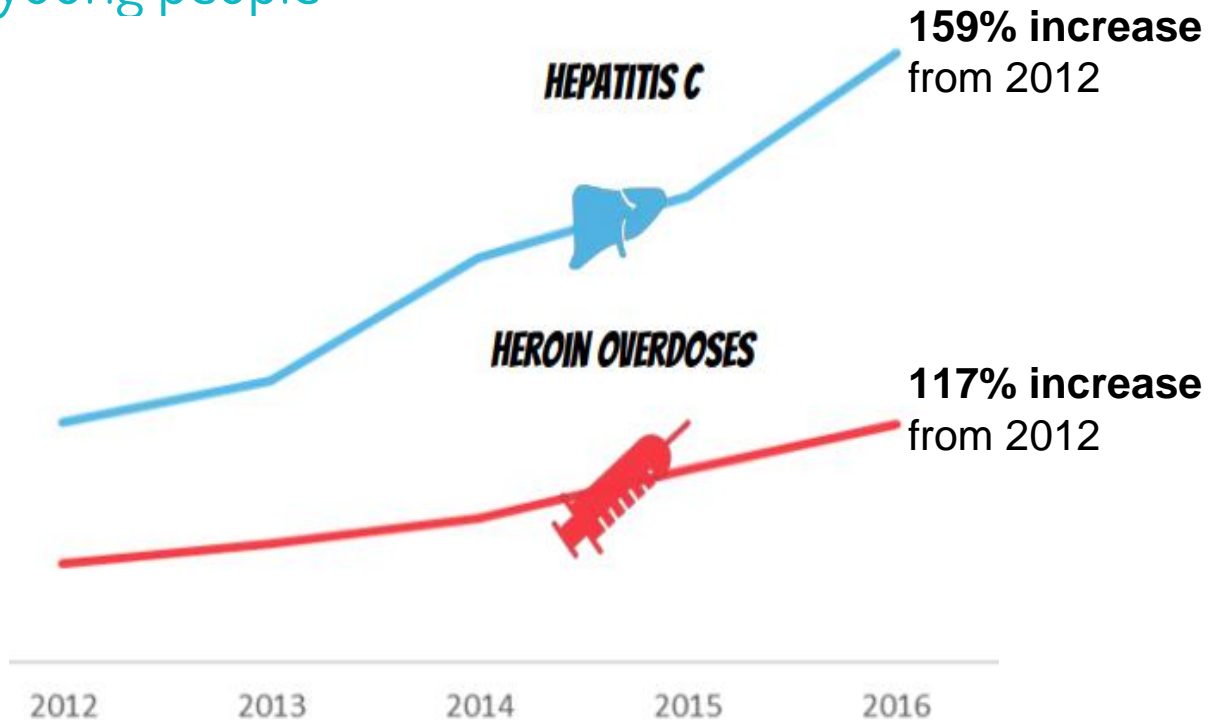


CA +23%

All data is provisional. Definitions of what counts as a drug-related death vary by state. Data for Arizona, California, Florida, Minnesota, Tennessee, Texas, Washington and Wisconsin includes only a subset of counties within each state.

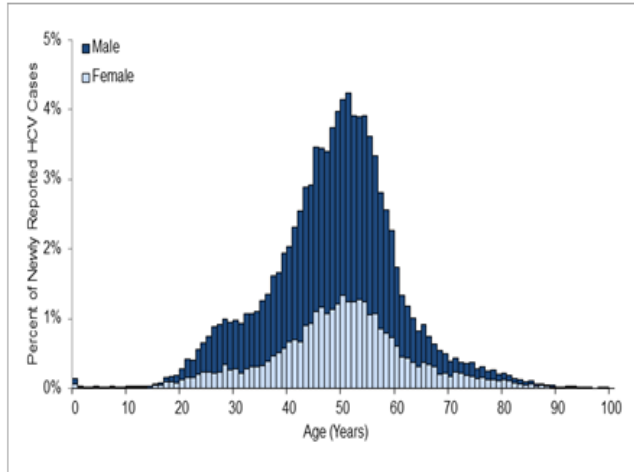
Source: State and local health departments, coroners and medical examiners

Overdoses and HCV rose together – especially among young people

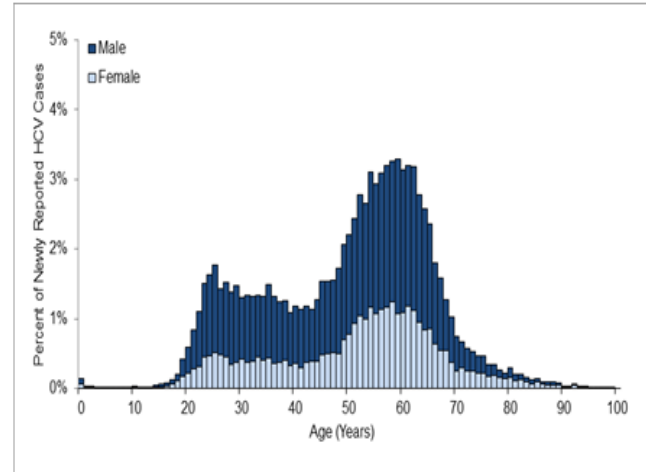


Chronic Hepatitis C – Age Distribution of Newly Reported Cases, California 2007 and 2017

2007*



2015†

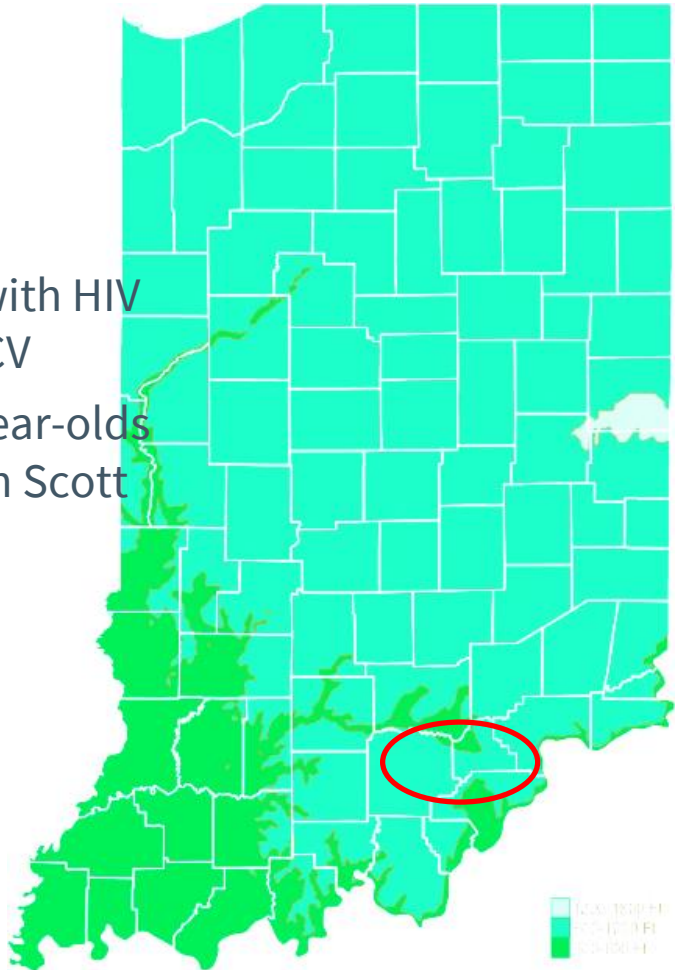


*N = 41,037; excludes 547 cases with missing age or sex information.

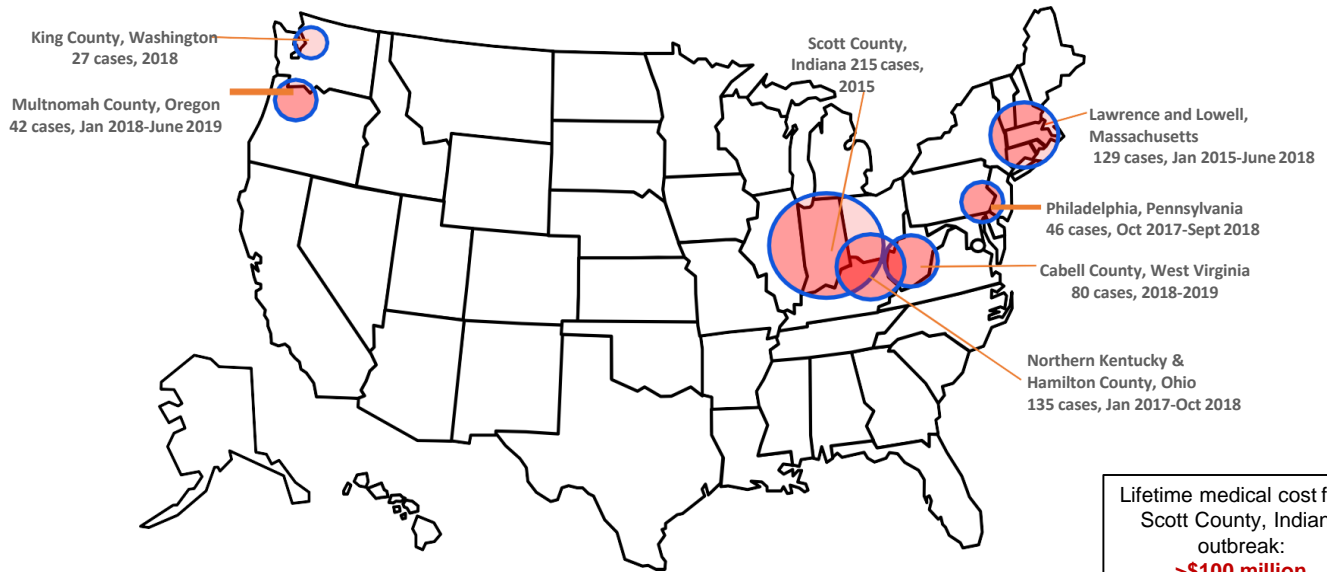
†N = 33,454; excludes 294 cases with missing age or sex information.

Co-Infection with HCV in Scott County

- ▶ 92% of people infected with HIV were co-infected with HCV
- ▶ HCV increases in 20-29 year-olds preceded HIV outbreak in Scott County



HIV outbreaks have been occurring across the United States among people who inject drugs



Data adapted from Volkow *et al.*, 2019, publications, presentations, and health alerts.

Gaps & Opportunities

Intertwined Epidemics Require Integrated Response

- ▶ Expand syringe access
- ▶ Examine funding streams – who is left out?
- ▶ Expand access to MOUD (medication for opiate use disorder)
- ▶ Improve viral suppression for PWID
- ▶ Root out stigma, misinformation and mistreatment in medical, public health and social services
- ▶ “Nothing about us without us”

Alessandra Ross

Injection Drug Use Specialist

California Department of Public Health, Office of AIDS

Alessandra.ross@cdph.ca.gov

916-719-6330